



Landmark Recreation Gateway Arch



Oil Pattern Distance: **42 Feet** Reverse Brush Drop: **42 Feet** Oil Per Board: **50 uL**
 Forward Oil Total: **15.85 mL** Reverse Oil Total: **12.95 mL** Volume Oil Total: **28.8 mL**
 Forward Boards Crossed: **317 Boards** Reverse Boards Crossed: **259 Boards** Total Boards Crossed: **576 Boards**

	Start	Stop	Loads	Speed	Crossed	Start	End	Feet	T.Oil
1	2L	2R	4	18	148	0.0	7.6	7.6	7400
2	10L	10R	5	18	105	7.6	20.3	12.7	5250
3	11L	11R	1	18	19	20.3	22.8	2.5	950
4	12L	12R	1	18	17	22.8	25.3	2.5	850
5	13L	13R	1	18	15	25.3	27.8	2.5	750
6	14L	14R	1	18	13	27.8	30.3	2.5	650
7	2L	2R	0	22	0	30.3	37.0	6.7	0
8	2L	2R	0	26	0	37.0	42.0	5.0	0

Navigation: Forward Reverse More

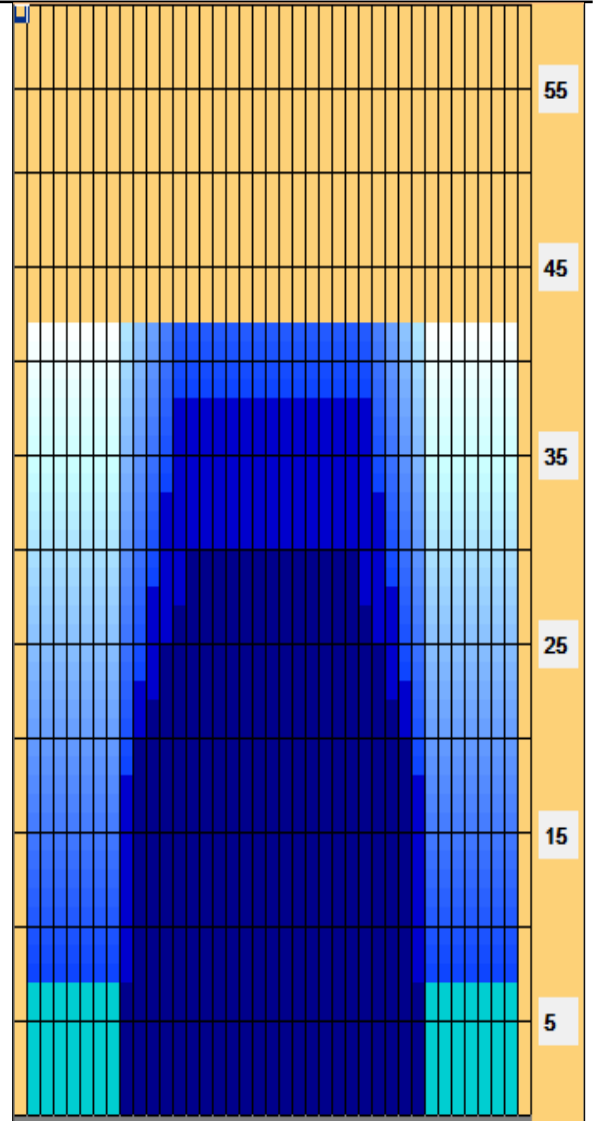
	Start	Stop	Loads	Speed	Crossed	Start	End	Feet	T.Oil
1	2L	2R	0	30	0	42.0	38.0	-4.0	0
2	13L	13R	2	18	30	38.0	32.9	-5.1	1500
3	12L	12R	2	18	34	32.9	27.8	-5.1	1700
4	11L	11R	2	18	38	27.8	22.7	-5.1	1900
5	10L	10R	2	18	42	22.7	17.6	-5.1	2100
6	9L	9R	5	14	115	17.6	7.7	-9.9	5750
7	2L	2R	0	14	0	7.7	0.0	-7.7	0

Navigation: Forward Reverse More

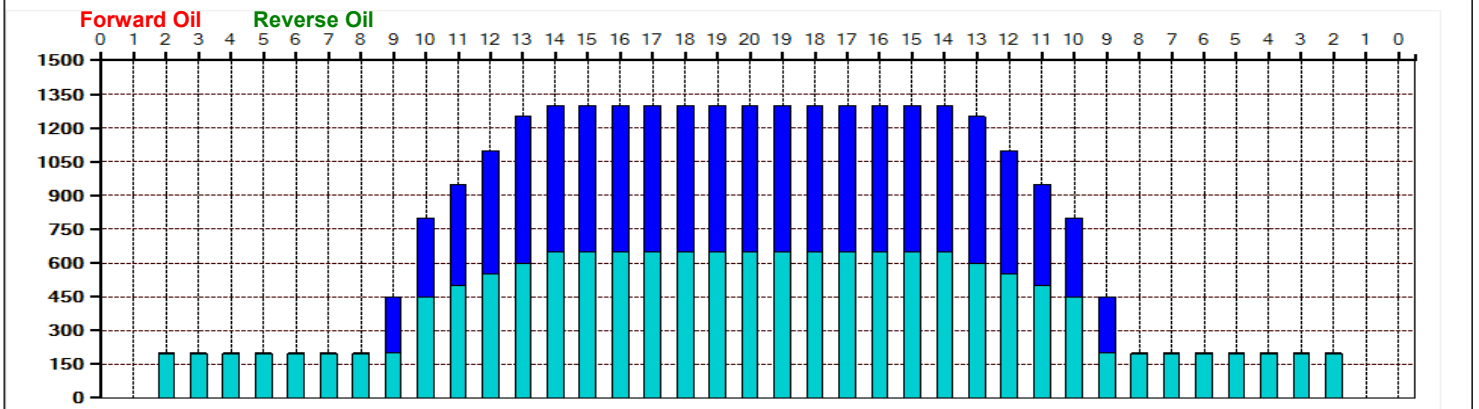
Conditioner:
Type In or Select One

TransferType:
Type In or Select One

- Forward
- Reverse
- Combined
- Buff



Item	3L-7L:18L-18R	8L-12L:18L-18R	13L-17L:18L-18R	18L-18R:17R-13R	18L-18R:12R-8R	18L-18R:7R-3R
Description	Outside Track:Middle	Middle Track:Middle	Inside Track:Middle	Middle: Inside Track	Middle:Middle Track	Middle:Outside Track
Track Zone Ratio	6.5	1.86	1.01	1.01	1.86	6.5





2014 Survivor



Oil Pattern Distance:	42 Feet	Reverse Brush Drop:	38 Feet	Oil Per Board:	50 uL
Forward Oil Total:	15.45 mL	Reverse Oil Total:	8.3 mL	Volume Oil Total:	23.75 mL
Forward Boards Crossed:	309 Boards	Reverse Boards Crossed:	166 Boards	Total Boards Crossed:	475 Boards

	Start	Stop	Loads	Speed	Crossed	Start	End	Feet	T.Oil
1	2L	2R	3	14	111	0.0	3.9	3.9	5550
2	9L	9R	2	14	46	3.9	7.8	3.9	2300
3	10L	9R	2	18	44	7.8	12.9	5.1	2200
4	11L	10R	2	18	40	12.9	18.0	5.1	2000
5	12L	11R	2	22	36	18.0	24.2	6.2	1800
6	13L	12R	2	22	32	24.2	30.4	6.2	1600
7	2L	2R	0	22	0	30.4	36.0	5.6	0
8	2L	2R	0	26	0	36.0	42.0	6.0	0

Navigation: Forward Reverse More

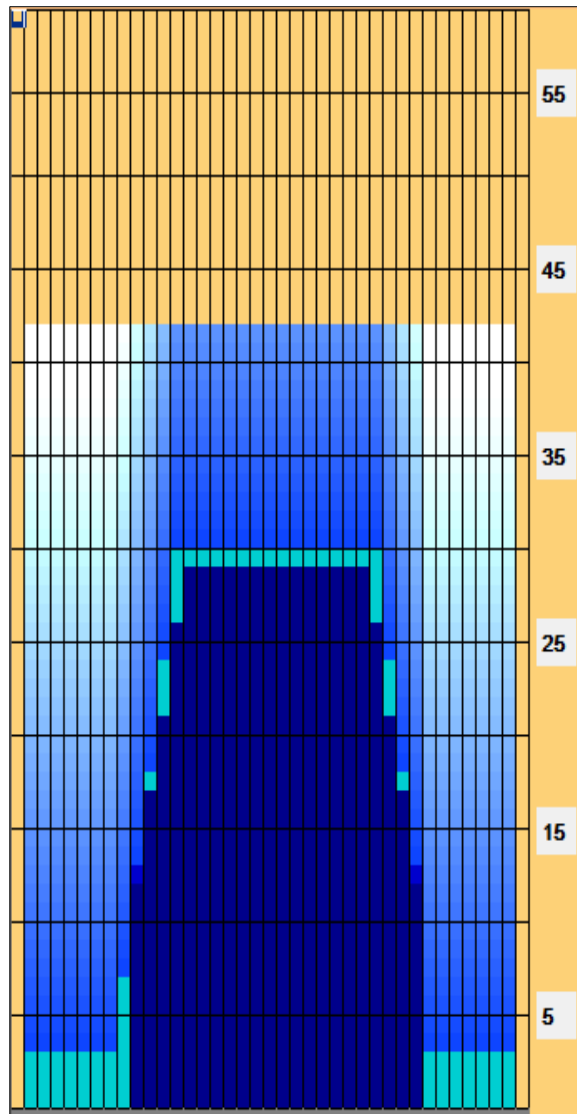
	Start	Stop	Loads	Speed	Crossed	Start	End	Feet	T.Oil
1	2L	2R	0	30	0	42.0	29.0	-13.0	0
2	14L	13R	1	22	14	29.0	25.9	-3.1	700
3	13L	12R	2	18	32	25.9	20.8	-5.1	1600
4	12L	11R	2	14	36	20.8	16.9	-3.9	1800
5	11L	10R	2	14	40	16.9	13.0	-3.9	2000
6	10L	9R	2	10	44	13.0	10.2	-2.8	2200
7	2L	2R	0	10	0	10.2	0.0	-10.2	0

Navigation: Forward Reverse More

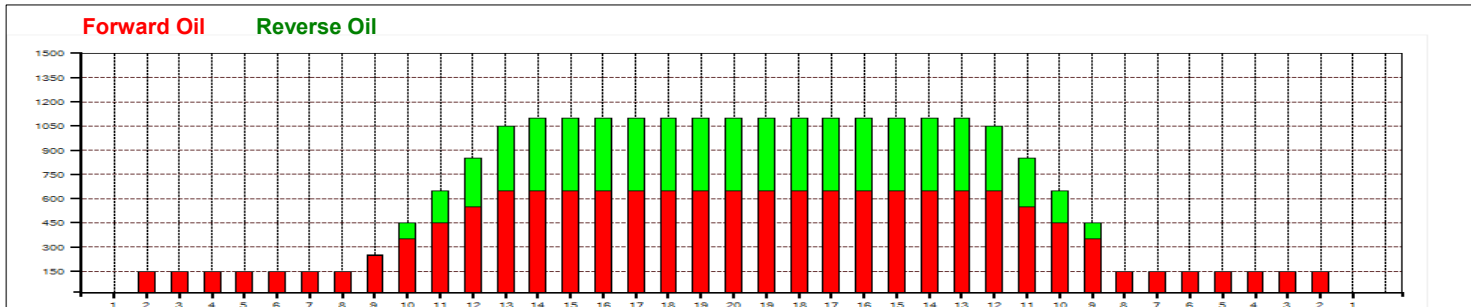
Conditioner:
Infinity

TransferType:
Transfer Brush

- Forward
- Reverse
- Combined
- Buff



Item	3L-7L:18L-18R	8L-12L:18L-18R	13L-17L:18L-18R	18L-18R:17R-13R	18L-18R:12R-8R	18L-18R:7R-3R
Description	Outside Track:Middle	Middle Track:Middle	Inside Track:Middle	Middle: Inside Track	Middle:Middle Track	Middle:Outside Track
Track Zone Ratio	7.33	2.34	1.01	1	1.75	7.33



INDEPENDENT



WILDCARD

17 - 2016 YOUTH OPEN

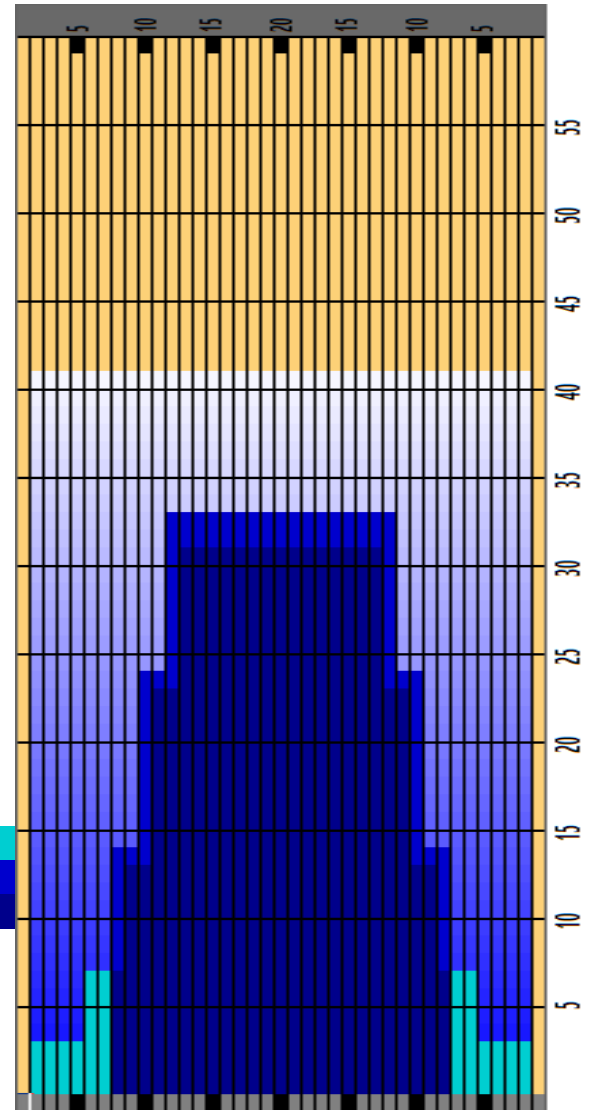


FLEX

Oil Pattern Distance	41	Reverse Brush Drop	38	Oil Per Board	50 ul
Forward Oil Total	17.95 mL	Reverse Oil Total	9.25 mL	Volume Oil Total	27.2 mL
Tank Configuration	N/A	Tank A Conditioner	FIRE	Tank B Conditioner	FIRE

	START	STOP	LOADS	SPEED	BUFFER	TANK	CROSSED	START	END	FEET	T.OIL
1	2L	2R	3	14	3	A	111	0.0	3.9	3.9	5550
2	6L	6R	2	14	3	A	58	3.9	7.8	3.9	2900
3	9L	9R	3	14	3	A	69	7.8	13.7	5.9	3450
4	11L	11R	4	18	3	A	76	13.7	23.9	10.2	3800
5	13L	13R	3	18	3	A	45	23.9	31.5	7.6	2250
6	2L	2R	0	22	3	A	0	31.5	41.0	9.5	0

	START	STOP	LOADS	SPEED	BUFFER	TANK	CROSSED	START	END	FEET	T.OIL
1	2L	2R	0	30	6	B	0	41.0	33.0	-8.0	0
2	12L	12R	3	22	3	B	51	33.0	23.7	-9.3	2550
3	10L	10R	4	18	3	B	84	23.7	13.5	-10.2	4200
4	8L	8R	2	18	3	B	50	13.5	8.4	-5.1	2500
5	2L	2R	0	14	3	B	0	8.4	0.0	-8.4	0



Cleaner Ratio Main Mix 5:1 Forward
 Cleaner Ratio Back End Mix 5:1 Reverse
 Cleaner Ratio Back End Distance 59 Combined
 Buffer RPM: 4 = 720 | 3 = 500 | 2 = 200 | 1 = 50

Item	3L-7L:18L-18R	8L-12L:18L-18R	13L-17L:18L-18R	18L-18R:17R-13R	18L-18R:12R-8R	18L-18R:7R-3R
Description	Outside Track:Middle	Middle Track:Middle	Inside Track:Middle	Middle: Inside Track	Middle:Middle Track	Middle:Outside Track
Track Zone Ratio	6.32	1.71	1	1	1.71	6.32

