



2014 Survivor



Oil Pattern Distance:	42 Feet	Reverse Brush Drop:	38 Feet	Oil Per Board:	50 uL
Forward Oil Total:	15.45 mL	Reverse Oil Total:	8.3 mL	Volume Oil Total:	23.75 mL
Forward Boards Crossed:	309 Boards	Reverse Boards Crossed:	166 Boards	Total Boards Crossed:	475 Boards

	Start	Stop	Loads	Speed	Crossed	Start	End	Feet	T.Oil
1	2L	2R	3	14	111	0.0	3.9	3.9	5550
2	9L	9R	2	14	46	3.9	7.8	3.9	2300
3	10L	9R	2	18	44	7.8	12.9	5.1	2200
4	11L	10R	2	18	40	12.9	18.0	5.1	2000
5	12L	11R	2	22	36	18.0	24.2	6.2	1800
6	13L	12R	2	22	32	24.2	30.4	6.2	1600
7	2L	2R	0	22	0	30.4	36.0	5.6	0
8	2L	2R	0	26	0	36.0	42.0	6.0	0

Navigation: Forward Reverse More

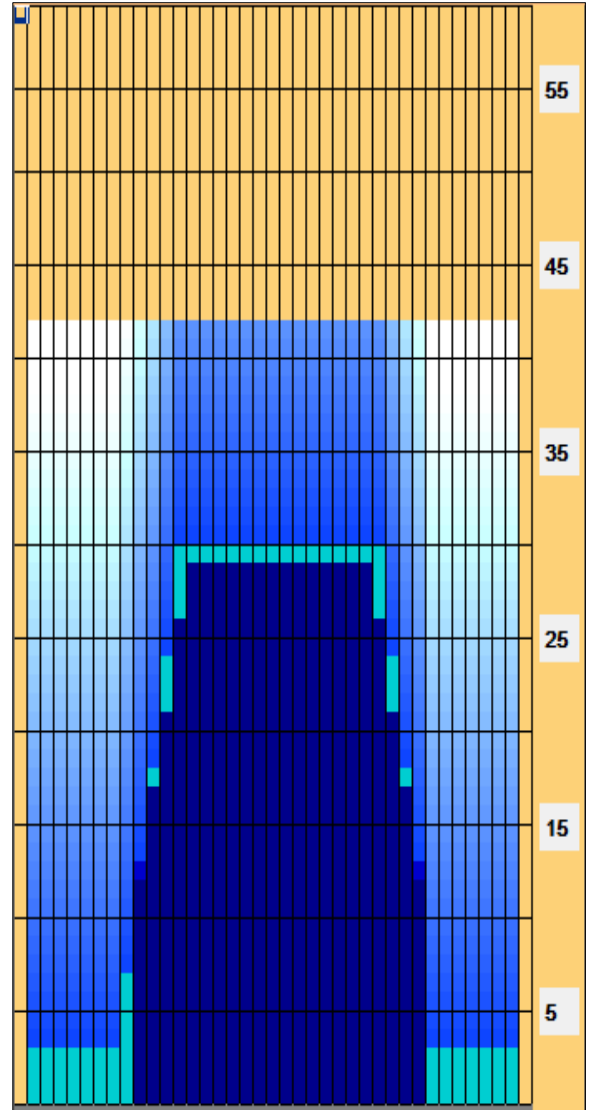
	Start	Stop	Loads	Speed	Crossed	Start	End	Feet	T.Oil
1	2L	2R	0	30	0	42.0	29.0	-13.0	0
2	14L	13R	1	22	14	29.0	25.9	-3.1	700
3	13L	12R	2	18	32	25.9	20.8	-5.1	1600
4	12L	11R	2	14	36	20.8	16.9	-3.9	1800
5	11L	10R	2	14	40	16.9	13.0	-3.9	2000
6	10L	9R	2	10	44	13.0	10.2	-2.8	2200
7	2L	2R	0	10	0	10.2	0.0	-10.2	0

Navigation: Forward Reverse More

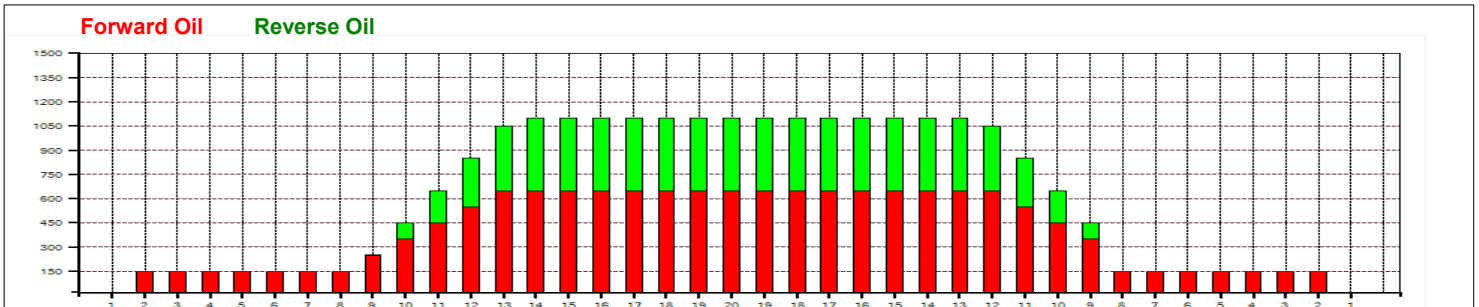
Conditioner:
Infinity

TransferType:
Transfer Brush

- Forward
- Reverse
- Combined
- Buff



Item	3L-7L:18L-18R	8L-12L:18L-18R	13L-17L:18L-18R	18L-18R:17R-13R	18L-18R:12R-8R	18L-18R:7R-3R
Description	Outside Track:Middle	Middle Track:Middle	Inside Track:Middle	Middle: Inside Track	Middle:Middle Track	Middle:Outside Track
Track Zone Ratio	7.33	2.34	1.01	1	1.75	7.33





2016 Junior Melbourne Cup



Oil Pattern Distance: 40 Feet **Reverse Brush Drop:** 33 Feet **Oil Per Board:** 50 uL
Forward Oil Total: 15.6 mL **Reverse Oil Total:** 7.85 mL **Volume Oil Total:** 23.45 mL
Forward Boards Crossed: 312 Boards **Reverse Boards Crossed:** 157 Boards **Total Boards Crossed:** 469 Boards

	Start	Stop	Loads	Speed	Crossed	Start	End	Feet	T.Oil
1	2L	2R	3	14	111	0.0	3.9	3.9	5550
2	9L	9R	1	18	23	3.9	6.4	2.5	1150
3	10L	10R	3	18	63	6.4	14.0	7.6	3150
4	11L	11R	3	18	57	14.0	21.6	7.6	2850
5	13L	13R	3	18	45	21.6	29.2	7.6	2250
6	14L	14R	1	22	13	29.2	32.3	3.1	650
7	2L	2R	0	22	0	32.3	33.0	0.7	0
8	2L	2R	0	26	0	33.0	40.0	7.0	0

Conditioner:
 Type In or Select One
 TransferType:
 Type In or Select One

Forward

Reverse

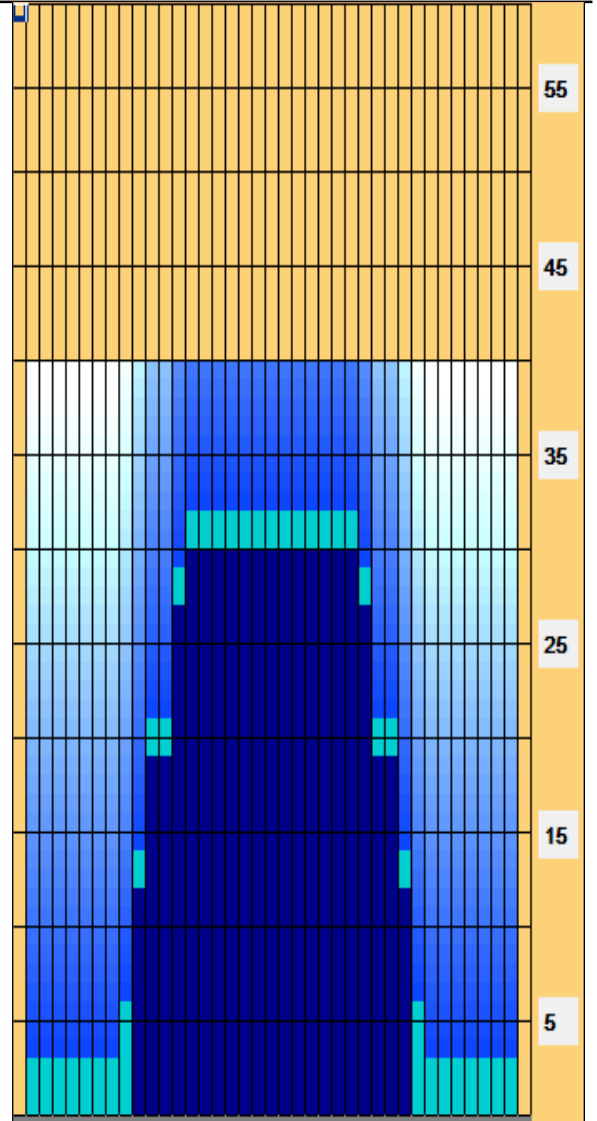
Combined

Buff

Forward Reverse More

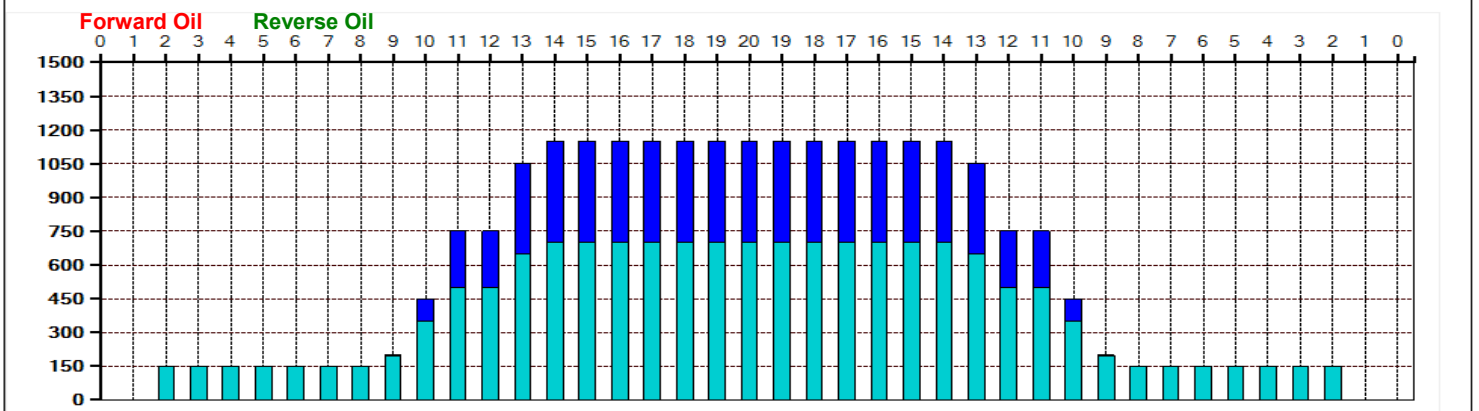
	Start	Stop	Loads	Speed	Crossed	Start	End	Feet	T.Oil
1	2L	2R	0	30	0	40.0	30.0	-10.0	0
2	14L	14R	1	22	13	30.0	26.9	-3.1	650
3	13L	13R	3	18	45	26.9	19.3	-7.6	2250
4	11L	11R	3	18	57	19.3	11.7	-7.6	2850
5	10L	10R	2	14	42	11.7	7.8	-3.9	2100
6	2L	2R	0	10	0	7.8	0.0	-7.8	0

Forward Reverse More



_X7740

Item	3L-7L:18L-18R	8L-12L:18L-18R	13L-17L:18L-18R	18L-18R:17R-13R	18L-18R:12R-8R	18L-18R:7R-3R
Description	Outside Track:Middle	Middle Track:Middle	Inside Track:Middle	Middle: Inside Track	Middle:Middle Track	Middle:Outside Track
Track Zone Ratio	7.67	2.5	1.02	1.02	2.5	7.67





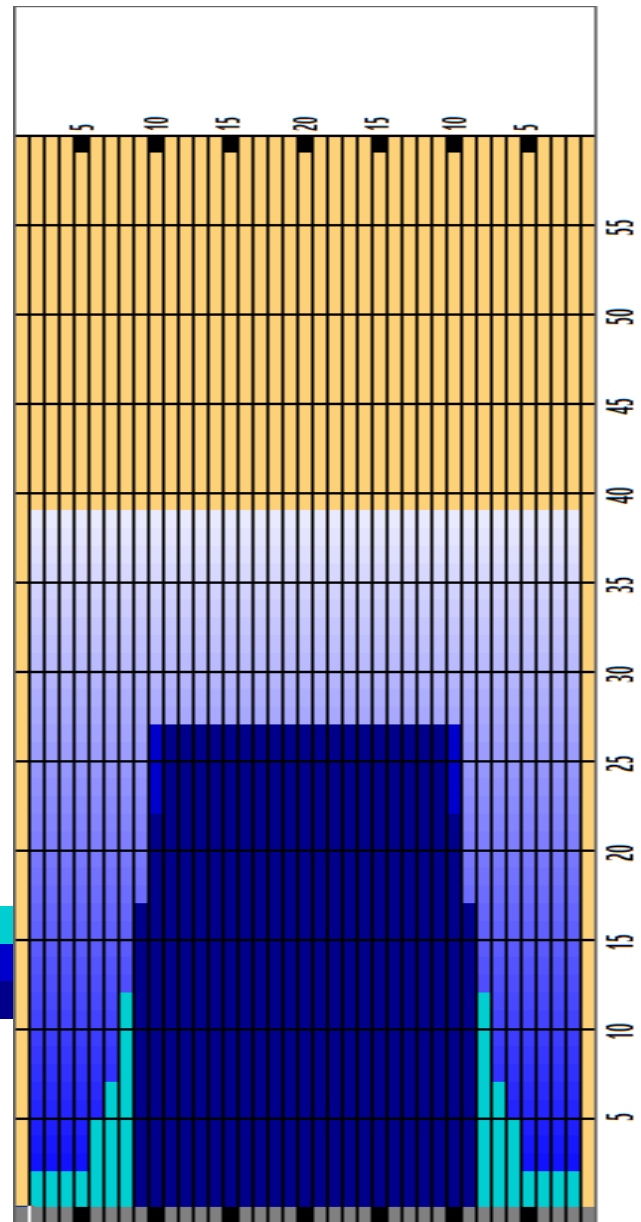
2019 STER3 Youth Open



Oil Pattern Distance	39	Reverse Brush Drop	36	Oil Per Board	50 ul
Forward Oil Total	15.3 mL	Reverse Oil Total	11 mL	Volume Oil Total	26.3 mL
Tank Configuration	N/A	Tank A Conditioner	Fire	Tank B Conditioner	Fire

	START	STOP	LOADS	SPEED	BUFFER	TANK	CROSSED	START	END	FEET	T.OIL
1	2L	2R	2	18	3	A	74	0.0	2.5	2.5	3700
2	6L	6R	1	18	3	A	29	2.5	5.0	2.5	1450
3	7L	7R	1	18	3	A	27	5.0	7.5	2.5	1350
4	8L	8R	2	18	3	A	50	7.5	12.6	5.1	2500
5	9L	9R	2	18	3	A	46	12.6	17.7	5.1	2300
6	10L	10R	2	18	3	A	42	17.7	22.8	5.1	2100
7	11L	11R	2	18	3	A	38	22.8	27.9	5.1	1900
8	2L	2R	0	18	3	A	0	27.9	39.0	11.1	0

	START	STOP	LOADS	SPEED	BUFFER	TANK	CROSSED	START	END	FEET	T.OIL
1	2L	2R	0	30	3	B	0	39.0	27.0	-12.0	0
2	10L	10R	5	14	3	B	105	27.0	17.1	-9.9	5250
3	9L	9R	5	14	3	B	115	17.1	7.2	-9.9	5750
4	2L	2R	0	14	3	B	0	7.2	0.0	-7.2	0



Cleaner Ratio Main Mix NA Forward
 Cleaner Ratio Back End Mix NA Reverse
 Cleaner Ratio Back End Distance NA Combined
 Buffer RPM: 4 = 720 | 3 = 500 | 2 = 200 | 1 = 50

Item	3L-7L:18L-18R	8L-12L:18L-18R	13L-17L:18L-18R	18L-18R:17R-13R	18L-18R:12R-8R	18L-18R:7R-3R
Description	Outside Track:Middle	Middle Track:Middle	Inside Track:Middle	Middle: Inside Track	Middle:Middle Track	Middle:Outside Track
Track Zone Ratio	8.46	1.33	1	1	1.33	8.46

